

NKS PRESET LIBRARY : BLEASS MEGALIT

For Complete Kontrol / Maschine



Freelance
SoundLabs

freelancesoundlabs.com

10 July 2026

Intro

BLEASS Megalit NKS Library offers full browsing and control of the plugin from Complete Kontrol and Maschine hardware and software. All presets have been converted to NKS format and fully tagged with an in-depth controller template to allow browsing, loading and control over almost all aspects of the plugin directly from a Complete Kontrol or NKS compatible keyboard and Maschine hardware controller with sound previews and artwork also included for the library browser.

NKS compatibility library is available for both the factory and expansion content.

Compatibility / Requirements

- Supports Complete Kontrol Software 2.9+
- Supports Maschine Software 2.16+
- Supports Maschine Controller (all versions)
- Supports Complete Kontrol & Compatible NKS Keyboards
- **Supports VST3**
- Supports PC / Mac
- [BLEASS Megalit plugin Required](#)

This is NKS compatibility files only. This will not work without the actual VST/Library being installed

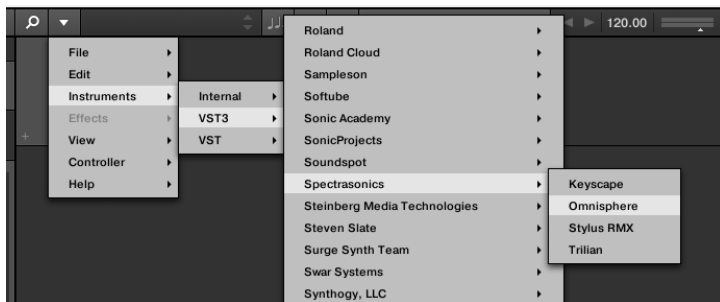
Download

A free version is available that contains a handful of presets for you to test with.

The full version is available for purchase with an immediate download.



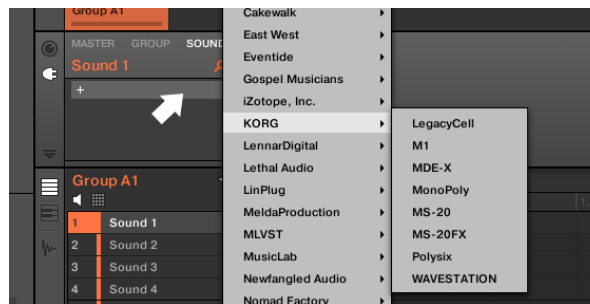
Installation



Firstly, in Complete Kontrol or Maschine, check you can see the Plugin you wish to use is listed in the Menu > Plugins section

In Complete Kontrol It should already appear in your Menu > Instruments menu.

If using Maschine, open the plug-in browser and check the VST is listed:



Once you have confirmed your VST is listed in Complete Kontrol / Maschine, copy the included files to the following locations:

Database Files: Contains the browser images and database details for the NKS browser. Copy the "image" and "dist_database" folders included in the zip file to the following locations (existing image/dist_database folders may already exist so you want to just **merge** these files):

Windows: `C:\Users\Public\Public Documents\NI Resources`

MacOS: `/Users/Shared/NI Resources`

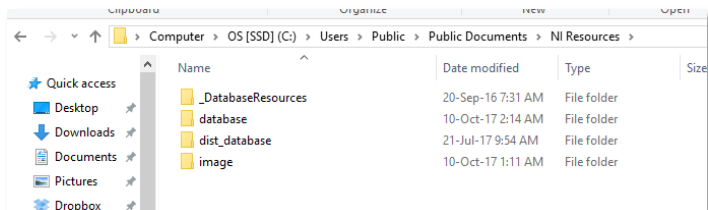
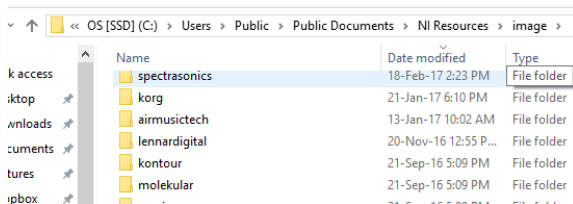
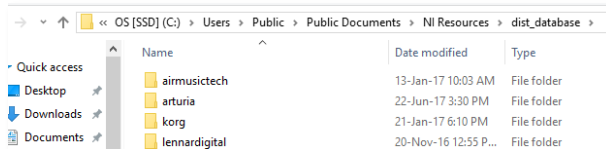


Image Folder Example:



Database Folder Example:



All User library database and image files will be held in these folders with a unique folder for each vendor/plugin. Do not change the names or ordering of these folders, simply copy and merge with the existing folders in the above location

MACOS : IMPORTANT!!!

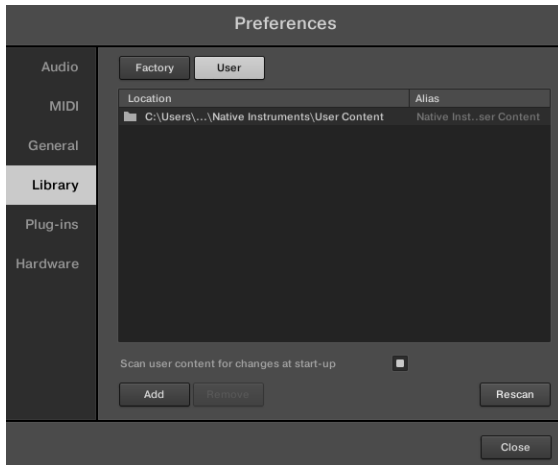
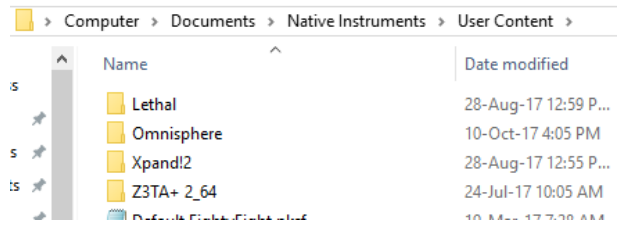
Be sure to copy the image + dist_database folders then paste into the NI Resources folder choosing to MERGE folders. DO NOT replace the existing image + dist_database folders. Choose to replace existing files only if they exist to update them, DO NOT replace the main folders or you will lose all your library artwork for all products!!!

Preset Files: Contains the preset files that need to be added to your user library. Copy this folder to your user library location. By default the user library is located at:

WIN: C:\Users\[USER]\Documents\Native Instruments\User Content

MAC: Users/[USER]/Documents/Native Instruments/User Content

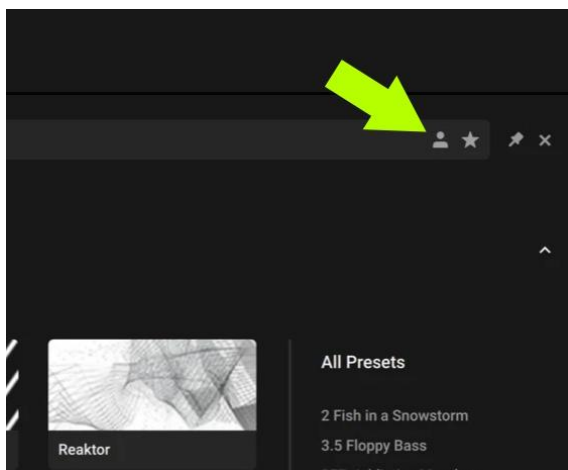
You can confirm this location within the *Komplete\Maschine* software Preferences > Library > User Library:



*Maschine by default does not use the same User Content location as Komplete Kontrol but you can add this same location if you use both KK and Maschine so they can share the content or simply use the default location listed in the Maschine preferences. You can also instead set your own custom location.

Launch the KK or Maschine desktop application and this should now scan your files into the database where they will be listed in the **User Library** browser

NOTE: If you already have a previous version of this NKS library you should delete it and replace with the latest version to update it



You will find your new instrument in the **USER LIBRARY** which you can switch to using the user library button. Refer to the manual for the controller you are using for the button to switch to user library from the hardware.

It is possible to integrate custom libraries into the factory library with all your official NKS instruments, however this requires a small "hack" which is detailed on [This Page](#). For Mac users, this can be a more complicated process than Windows users and please note there is NO SUPPORT available from me to assist beyond the posted article.

If everything has worked correctly you should now see the plug-in listed in the browser with artwork for the and the installed presets will be listed in the browser and will load the plugin as you would expect.

Problems?

If you have issues with installation or usage, you can [Contact Me](#)

Installation Video PC:

<https://www.youtube.com/watch?v=d1XnEDdMu0s>

Installation Video Mac:

https://www.youtube.com/watch?v=amzq_T5kc90

The Preset Browser



Presets are accessed by selecting the **User library** icon at the top of the browser .

You can browse using any tags or reconfigure/rename tags using the tag editor in Complete/Maschine.

Selecting a preset from the list will open the plug-in and automatically load the preset. You can then use the mapped controls to start tweaking the sounds.

Controller Mappings



Almost all controls have been pre-mapped and labelled in an easy to follow logical layout. Refer to the following controller reference list for a full overview of mappings:

Controller Reference

Controller Page: [1]=====

Control 1 (ID: 115063707): Volume [MAIN]
 Control 2 _____
 Control 3 (ID: 83324953): X [X-Y]
 Control 4 (ID: 84248474): Y
 Control 5 (ID: 1398938449): Freq [HP FILTER]
 Control 6 (ID: 1626414659): Reso
 Control 7 (ID: 797710495): Freq [LP FILTER]
 Control 8 (ID: 1025186705): Reso

Controller Page: [2]=====

Control 1 (ID: 342265558): Mod Wheel [PERF CURVE]
 Control 2 (ID: 817833256): Keyboard
 Control 3 (ID: 1520887809): Note On
 Control 4 (ID: 789670165): Note Off
 Control 5 (ID: 1207290580): Slide Mode
 Control 6 (ID: 909743582): Slide
 Control 7 (ID: 1152667018): Pressure
 Control 8 _____

Controller Page: [3]=====

Control 1 (ID: 363630108): Dest 1 [MOD WHEEL]
 Control 2 (ID: 492858112): Amount 1
 Control 3 (ID: 363630109): Dest 2
 Control 4 (ID: 492858113): Amount 2
 Control 5 (ID: 482318218): Dest 1 [KEYBOARD]
 Control 6 (ID: 99398866): Amount 1
 Control 7 (ID: 482318219): Dest 2
 Control 8 (ID: 99398867): Amount 2

Controller Page: [4]=====

Control 1 (ID: 47750801) : Dest 1 [NOTE ON]
Control 2 (ID: 1424958827): Amount 1
Control 3 (ID: 47750802) : Dest 2
Control 4 (ID: 1424958828): Amount 2
Control 5 (ID: 1482850045): Dest 1 [NOTE OFF]
Control 6 (ID: 951955839): Amount 1
Control 7 (ID: 1482850046): Dest 2
Control 8 (ID: 951955840): Amount 2

Controller Page: [5]=====

Control 1 (ID: 935136788): Dest 1 [SLIDE]
Control 2 (ID: 378392584): Amount 1
Control 3 (ID: 935136789): Dest 2
Control 4 (ID: 378392585): Amount 2
Control 5 (ID: 241212648): Dest 1 [PRESSURE]
Control 6 (ID: 1899580596): Amount 1
Control 7 (ID: 241212649): Dest 2
Control 8 (ID: 1899580597): Amount 2

Controller Page: [6]=====

Control 1 (ID: 535340188): Dest 1 [X-Y]
Control 2 (ID: 512771200): Amount 1
Control 3 (ID: 1888649885): Dest 2
Control 4 (ID: 641853919): Amount 2
Control 5 _____
Control 6 _____
Control 7 _____
Control 8 _____

Controller Page: [7]=====

Control 1 (ID: 625664943): Poly Mode [VOICES]
Control 2 (ID: 982882309): Retrigger
Control 3 (ID: 1223062126): Vib Speed
Control 4 (ID: 889922321): Vib Amount
Control 5 (ID: 400149625): PB
Control 6 (ID: 68891525) : Glide
Control 7 _____
Control 8 _____

Controller Page: [8]=====

Control 1 (ID: 902807391): Voices [UNISON]
Control 2 (ID: 343749979): Detune
Control 3 (ID: 786590042): Stereo
Control 4 (ID: 302464751): State
Control 5 (ID: 353767748): Waveform [FM]
Control 6 (ID: 1714959478): Coarse
Control 7 (ID: 1656273951): Amount
Control 8 (ID: 901530602): State

Controller Page: [9]=====

Control 1 (ID: 2055082252): AmpAttack [AMP ENV]
Control 2 (ID: 692063350): AmpDecay
Control 3 (ID: 253990879): AmpSustain
Control 4 (ID: 1048993219): AmpRelease
Control 5 (ID: 844611233): AmpVelocity
Control 6 (ID: 1153979296): Algorithm [GENERAL]
Control 7 _____
Control 8 _____

Controller Page: [10]=====

Control 1 (ID: 5545222) : State [HIGH PASS]
Control 2 (ID: 1174588242): Keyboard
Control 3 (ID: 769550139): Envelope
Control 4 _____
Control 5 (ID: 549286228): State [LOW PASS]
Control 6 (ID: 1293741124): Keyboard
Control 7 (ID: 888703021): Envelope
Control 8 _____

Controller Page: [11]=====

Control 1 (ID: 1782546432): Attack [FLT ENV]
Control 2 (ID: 752545538): Decay
Control 3 (ID: 395315051): Sustain
Control 4 (ID: 1190317391): Release
Control 5 (ID: 930693269): Velocity
Control 6 (ID: 1294754390): State [CRUSHER]
Control 7 (ID: 1280469128): Depth
Control 8 (ID: 1773560443): Rate

Controller Page: [12]=====
Control 1 (ID: 2134859111): State [WAVESHAP]
Control 2 (ID: 1977676357): Algorithm
Control 3 (ID: 2120954464): Drive
Control 4 (ID: 2118924583): Blend
Control 5 (ID: 185270187): Strength
Control 6 _____
Control 7 _____
Control 8 _____

Controller Page: [13]=====
Control 1 (ID: 955115012): Fold [OSC 1]
Control 2 (ID: 1056815532): Position
Control 3 (ID: 1443208578): Octave
Control 4 (ID: 2108928074): Tune
Control 5 (ID: 2108499468): Fine
Control 6 (ID: 2108521425): Gain
Control 7 _____
Control 8 _____

Controller Page: [14]=====
Control 1 (ID: 449556387): Fold [OSC 2]
Control 2 (ID: 59743179) : Position
Control 3 (ID: 183228611): Octave
Control 4 (ID: 2109851595): Tune
Control 5 (ID: 2109422989): Fine
Control 6 (ID: 2109444946): Gain
Control 7 _____
Control 8 _____

Controller Page: [15]=====
Control 1 (ID: 1819611281): Waveform [OSC 3]
Control 2 (ID: 1070732292): Octave
Control 3 (ID: 2110368467): Gain
Control 4 _____
Control 5 (ID: 1864570349): High Pass
Control 6 (ID: 678700331): Low Pass
Control 7 (ID: 869853593): Gain
Control 8 _____

Controller Page: [16]=====
Control 1 (ID: 1580181624): On / Off [ARP]
Control 2 (ID: 700137879): Sync Mode
Control 3 (ID: 1640169509): Free Rate
Control 4 (ID: 700273876): Sync Rate
Control 5 (ID: 762166704): Play Mode
Control 6 (ID: 352106516): Octave
Control 7 (ID: 1643892740): Gate
Control 8 (ID: 1698940564): Repeat

Controller Page: [17]=====
Control 1 (ID: 279673881): Waveform [LFO 1]
Control 2 (ID: 1491993530): Sync Mode
Control 3 (ID: 284541512): Free Rate
Control 4 (ID: 1492129527): Sync Rate
Control 5 (ID: 1469840778): Smooth
Control 6 (ID: 702078840): Time Shape
Control 7 (ID: 173395868): Offset
Control 8 (ID: 1803260617): Retrigger

Controller Page: [18]=====
Control 1 (ID: 619703066): Waveform [LFO 2]
Control 2 (ID: 1832022715): Sync Mode
Control 3 (ID: 624570697): Free Rate
Control 4 (ID: 1832158712): Sync Rate
Control 5 (ID: 209860811): Smooth
Control 6 (ID: 505565335): Time Shape
Control 7 (ID: 523928157): Offset
Control 8 (ID: 1606747112): Retrigger

Controller Page: [19]=====
Control 1 (ID: 959732251): Waveform [LFO 3]
Control 2 (ID: 24568252) : Sync Mode
Control 3 (ID: 964599882): Free Rate
Control 4 (ID: 24704249) : Sync Rate
Control 5 (ID: 1097364492): Smooth
Control 6 (ID: 309051830): Time Shape
Control 7 (ID: 874460446): Offset
Control 8 (ID: 1410233607): Retrigger

Controller Page: [20]=====
Control 1 (ID: 1299761436): Waveform [LFO 4]
Control 2 (ID: 364597437): Sync Mode
Control 3 (ID: 1304629067): Free Rate
Control 4 (ID: 364733434): Sync Rate
Control 5 (ID: 1984868173): Smooth
Control 6 (ID: 112538325): Time Shape
Control 7 (ID: 1224992735): Offset
Control 8 (ID: 1213720102): Retrigger

Controller Page: [21]=====
Control 1 (ID: 314994879): Dest 1 [LFO 1 MOD]
Control 2 (ID: 1672883837): Amount 1
Control 3 (ID: 314994880): Dest 2
Control 4 (ID: 1672883838): Amount 2
Control 5 (ID: 21591872) : Dest 1 [LFO 2 MOD]
Control 6 (ID: 1268210524): Amount 1
Control 7 (ID: 21591873) : Dest 2
Control 8 (ID: 1268210525): Amount 2

Controller Page: [22]=====
Control 1 (ID: 1875672513): Dest 1 [LFO 3 MOD]
Control 2 (ID: 863537211): Amount 1
Control 3 (ID: 1875672514): Dest 2
Control 4 (ID: 863537212): Amount 2
Control 5 (ID: 1582269506): Dest 1 [LFO 4 MOD]
Control 6 (ID: 458863898): Amount 1
Control 7 (ID: 1582269507): Dest 2
Control 8 (ID: 458863899): Amount 2

Controller Page: [23]=====
Control 1 (ID: 278452798): EG 1 [EG VEL]
Control 2 (ID: 618481983): EG 2
Control 3 _____
Control 4 _____
Control 5 (ID: 30987802) : LFO 1 [LFO TRIPLETS]
Control 6 (ID: 381520091): LFO 2
Control 7 (ID: 732052380): LFO 3
Control 8 (ID: 1082584669): LFO 4

Controller Page: [24]=====
Control 1 (ID: 1788571625): Attack [EG 1]
Control 2 (ID: 683466233): Decay
Control 3 (ID: 582096034): Sustain
Control 4 (ID: 1377098374): Release
Control 5 (ID: 1747272388): Dest 1
Control 6 (ID: 1554214232): Amount 1
Control 7 (ID: 1747272389): Dest 2
Control 8 (ID: 1554214233): Amount 2

Controller Page: [25]=====
Control 1 (ID: 528591658): Attack [EG 2]
Control 2 (ID: 712095384): Decay
Control 3 (ID: 177422721): Sustain
Control 4 (ID: 972425061): Release
Control 5 (ID: 1453869381): Dest 1
Control 6 (ID: 1149540919): Amount 1
Control 7 (ID: 1453869382): Dest 2
Control 8 (ID: 1149540920): Amount 2

Controller Page: [26]=====
Control 1 (ID: 335507694): On / Off [DELAY]
Control 2 (ID: 1219239265): Sync Mode
Control 3 (ID: 11854300) : Free Rate
Control 4 (ID: 1219442315): Sync Rate
Control 5 (ID: 1121885965): Ping-Pong
Control 6 (ID: 1358693896): Feedback
Control 7 (ID: 1810921275): Stereo
Control 8 (ID: 880788985): Mix

Controller Page: [27]=====
Control 1 (ID: 539354559): On / Off [REVERB]
Control 2 (ID: 1095047054): Room Size
Control 3 (ID: 1473724280): Length
Control 4 (ID: 2095803570): Pre Delay
Control 5 (ID: 1253341966): Mod Rate
Control 6 (ID: 1395043078): Mod Amt
Control 7 (ID: 524439697): Color
Control 8 (ID: 246364938): Mix

Controller Page: [28]=====

Control 1	(ID: 406370978):	Low Pass	[DELAY FLT]
Control 2	(ID: 2012294998):	High Pass	
Control 3	(ID: 1483193056):	Low Cut	[REVERB FLT]
Control 4	_____	_____	
Control 5	(ID: 166958764):	On / Off	[COMP FLT]
Control 6	(ID: 1386949101):	Low	
Control 7	(ID: 132482293):	High	
Control 8	_____	_____	

Controller Page: [29]=====

Control 1	(ID: 365977485):	Attack	[COMP]
Control 2	(ID: 226352994):	Release	
Control 3	(ID: 426358501):	Gain	
Control 4	_____	_____	
Control 5	(ID: 1546200592):	Low Gain	
Control 6	(ID: 336601604):	Mid Gain	
Control 7	(ID: 1239148552):	High Gain	
Control 8	_____	_____	

Controller Page: [30]=====

Control 1	(ID: 11415389) :	Low Above	[COMP THRESH]
Control 2	(ID: 837365065):	Low Below	
Control 3	(ID: 1554249553):	Mid Above	
Control 4	(ID: 232715581):	Mid Below	
Control 5	(ID: 1448835413):	High Above	
Control 6	(ID: 127301441):	High Below	
Control 7	_____	_____	
Control 8	_____	_____	

Controller Page: [31]=====

Control 1	(ID: 790952544):	On / Off	[MOTION]
Control 2	(ID: 62197917) :	Resolution	
Control 3	(ID: 1321121290):	Mode	
Control 4	(ID: 2015839800):	Loop	
Control 5	(ID: 683327223):	Length	
Control 6	(ID: 11168043) :	Random	
Control 7	_____	_____	
Control 8	_____	_____	

Controller Page: [32]=====

Control 1	(ID: 562409780):	Dest 1	[MOTION MOD]
Control 2	(ID: 913553640):	Amount 1	
Control 3	(ID: 562409781):	Dest 2	
Control 4	(ID: 913553641):	Amount 2	
Control 5	_____	_____	
Control 6	_____	_____	
Control 7	_____	_____	
Control 8	_____	_____	

Controller Page: [33]=====

Control 1	(ID: 113348147):	Step 1	[STEPS 1-8]
Control 2	(ID: 141977298):	Step 2	
Control 3	(ID: 170606449):	Step 3	
Control 4	(ID: 199235600):	Step 4	
Control 5	(ID: 227864751):	Step 5	
Control 6	(ID: 256493902):	Step 6	
Control 7	(ID: 285123053):	Step 7	
Control 8	(ID: 313752204):	Step 8	

Controller Page: [34]=====

Control 1	(ID: 342381355):	Step 9	[STEPS 9-16]
Control 2	(ID: 972222677):	Step 10	
Control 3	(ID: 1000851828):	Step 11	
Control 4	(ID: 1029480979):	Step 12	
Control 5	(ID: 1058110130):	Step 13	
Control 6	(ID: 1086739281):	Step 14	
Control 7	(ID: 1115368432):	Step 15	
Control 8	(ID: 1143997583):	Step 16	

Controller Page: [35]=====

Control 1	(ID: 96402865) :	Curve 1	[CURVE 1-8]
Control 2	(ID: 125032016):	Curve 2	
Control 3	(ID: 153661167):	Curve 3	
Control 4	(ID: 182290318):	Curve 4	
Control 5	(ID: 210919469):	Curve 5	
Control 6	(ID: 239548620):	Curve 6	
Control 7	(ID: 268177771):	Curve 7	
Control 8	(ID: 296806922):	Curve 8	

Controller Page: [36]=====

Control 1 (ID: 325436073):	Curve 9	[CURVE 9-16]
Control 2 (ID: 955277395):	Curve 10	
Control 3 (ID: 983906546):	Curve 11	
Control 4 (ID: 1012535697):	Curve 12	
Control 5 (ID: 1041164848):	Curve 13	
Control 6 (ID: 1069793999):	Curve 14	
Control 7 (ID: 1098423150):	Curve 15	
Control 8 (ID: 1127052301):	Curve 16	

FAQ?

Keep up to date with the latest NKS Library releases, updates and improvements

[Subscribe to our Monthly newsletter](#)

Follow our [Facebook Page](#) for all instant updates when they are released

Can these presets be added to the Factory Library?

Yes they can. There are a couple of files that need to be created which are specific to your install locations. There are instructions on how to do this [Here](#)

Which Native Instruments Keyboard/Maschine hardware does this work with?

The NKS libraries will work with ALL Komplete Keyboard and Maschine Hardware

I'm not hearing any sound previews?

Check your preview volume is up in the Factory library and check you have a .preview folder with sound files in it. Some presets may have missing files so please report any issues with presets stating the preset name and the instrument/library.

I've noticed some issues

If you find any issues with incorrectly saved presets, sound preview issues, incorrect tagging etc please let us know the details and we will try and fix this up as quickly as possible.

I'm having some installation\usability issues!!!!!!!!!!

If you are having issues with installing and using the preset library, check out the [Forum Thread](#) to ask other users who may have some solutions. Also, check above for installation videos. Feel free to contact us if you still have issues.

Images are not displaying for the libraries?

This is normally down to the installation of the database/image folders not being correct. In some cases the plugin name could be different. If you cannot resolve your issue feel free to contact us (links below).

Can I get other VSTs or preset library's created as NKS?

I can only create presets for instruments I own or have a copy of. I am always on the lookout for new VST instruments at good prices so may do more down the track. If you are able to offer me a legal copy of a VST or can transfer me the library I can have a look if it is possible to make NKS compatible. If you are a plugin developere it may also be possible to add NKS compatibility for official factory inclusion. Feel free to contact me.

Contact \ Links

Website: freelancesoundlabs.com

Email: admin@freelancesoundlabs.com

Forum Page: [Freelance Soundlabs 3rd Party NKS Libraries for Komplete Kontrol / Maschine](#)

Facebook Page: <https://www.facebook.com/freelancesoundlabs/>

Youtube: <https://www.youtube.com/user/jestermgee>

Disclaimer / Legal

All product and company names are trademarks™ or registered® trademarks of their respective holders. We do not imply any affiliation or association with any of the companies and reference is in "fair use" terms. "Komplete Kontrol" and "Maschine" are trademarks or registered trademarks of Native Instruments®. VST is a registered trademark of Steinberg. Some trademark references may appear in this document belonging to others with no association with Freelance Soundlabs, including references which may not display the ® symbol. All references to other trademarks belonging to third parties that appear in this document shall be understood to refer to those registered trademark owned by others.

NKS libraries are created with no affiliation to Native Instruments. I am not paid, or even supported by Native Instruments. Downloading and usage of this library is at the users own risk. Payments are non refundable for change of mind, wrong download or not working. Be sure to download the demo version of a product before purchase to test it works or ask questions first if unsure. In the event it is a genuine problem or mistake, we may offer partial/full refund on a case-by-case basis. While we will try and offer as mucch support to get you going, there is no guarentee we can offer support required in all cases. There is no guarentee all libraries will work with all future versions of plugins or OS updates and if a major update of a library is needed there may be a small upgrade cost associated for the updated version if you require it.

Users are not authorised to share or distribute the files with anyone else without the consent of Freelance SoundLabs. We do regular checks and embedded fingerprints in downloads may mean if a library is discovered being distributed without concent, the associated account will be terminated. A lot of work and cost goes into managing this project and wiithout user support it will not be possible to continue. Please do the right thing and support the work to help keep it affordable and ongoing for everyone.

NKS Library: BLEASS Megalit
Changelog

v3.0.0 (29 June 2026)
- Initial Release